



Mining
Remediation
Authority

InBye Portal Registration

eTender Registration Information

Mining Remediation Authority tenders are now being undertaken by the Authority's eTender portal **InBye**, details of how to register are detailed below.

Should you wish to participate in any electronic tender exercise you will need to register your company details, which will require the provision of some company information and agreement to terms and conditions to access the system. Use of the system is free of charge.

In order to register please log on to <https://inbye.coal.gov.uk/s2c/>

Should you have any difficulties with this procedure, please contact Adam Beckett – adam.beckett@miningremediation.gov.uk

The sending, completion and return of tenders will be undertaken electronically, the Authority will issue a letter to award the contract.

How to review tender documents and register to participate in the tender:

(i) For a supplier not registered on InBye

From the initial Log in page.

The Coal Authority

InBye.

newcastle [redacted] com

.....

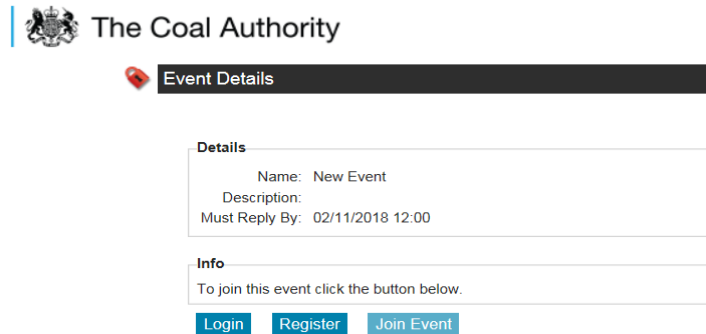
Sign In

Contact Us / Forgotten Password | Register Here | Open Opportunities



Making us
fit for the future

1. Click on the Open Opportunities link.
2. Click View details (system shows base information regarding the opportunity and also attachments). Review the details of the opportunity and if interested;
3. Click on the Register button from the Event Details page, System opens up initial registration page, complete the details and click submit.



The screenshot shows the 'The Coal Authority' logo at the top left. Below it is a dark header bar with a red location pin icon and the text 'Event Details'. The main content area is divided into two sections: 'Details' and 'Info'. The 'Details' section contains the following text: 'Name: New Event', 'Description:', and 'Must Reply By: 02/11/2018 12:00'. The 'Info' section contains the text: 'To join this event click the button below.' Below the 'Info' section are three buttons: 'Login', 'Register', and 'Join Event'.

4. System will issue a registration email to you with a link to activate your account.
5. Click on the activation link from the email – system states account activated.
6. Click the Go to Sign In button.
7. Click on the Open Opportunities link
8. Click View details. Shows opportunity details with option to login, register.
Click on Log in. Enter login details – username and password.
9. Select Join Event. System states that you have been invited and includes option to Visit Event.
10. Click on visit event and system takes you through to the event in full.

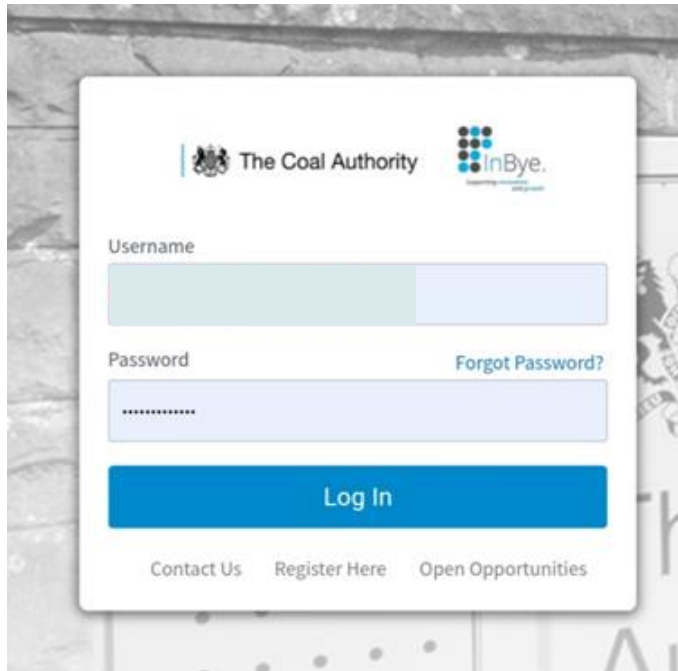
Note: Please be aware that the system does not support Safari web browser.

(ii) For a supplier already registered on InBye

There are two ways to access Open Opportunities, you can either:

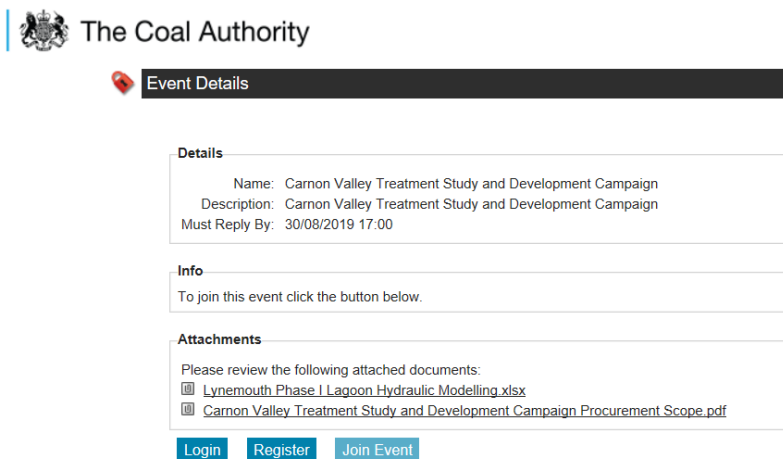
- a) View from the initial log in page or
- b) Access the details via your dashboard once you have logged in

From the initial Log in page.



1. Click on the Open Opportunities link, the system will show a list of open access sourcing events.
2. Click the View details button at the side of the event, which is of interest. The system will then show details of the opportunity and any relevant attachments.

Review the details of the opportunity and if interested;



3. Click on Login from the Event Details page and enter username and password:
4. Select Join Event. System states that you have been invited and includes an option to Visit Event
5. Click on visit event and system takes you through to the event in full.

Note: Please be aware that the system does not support Safari web browser.

Alternatively log into the system

Once logged in, the dashboard will be shown which provides details your event history plus open opportunities in the widget or quick link as highlighted below.

The screenshot displays the InBye UAT dashboard for The Coal Authority. The dashboard includes a sidebar with navigation links, a header with the user's name and role, and several widgets. The 'Open Opportunities' link in the sidebar is circled. The 'Event Summary' widget shows details for 'Carnon Valley - COPIED'. The 'Event Management' widget shows a list of events. The 'Open Opportunities' widget shows a list of opportunities, with 'Carnon Valley - COPIED' highlighted.

Event Summary

Title	Event Type	Closing Date
Carnon Valley - COPIED	ITT	01 February 2022 17:00

Event Management

Title	Event Type	Closing Date
Carnon Valley - COPIED	ITT	01 February 2022 17:00

Open Opportunities

Title	Event Type	Closing Date
Carnon Valley - COPIED	ITT	01 February 2022 17:00



Making us
fit for the future